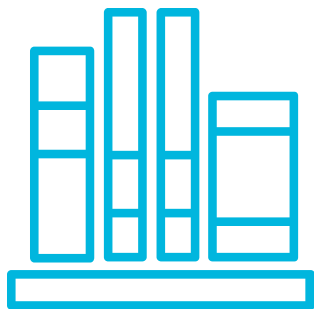


# READING TIPS FOR ONLINE LEARNING

Maximize your study time by using these reading strategies for different subject areas:

## CURRENT EVENTS




Ask these questions while reading:

- What does the author want to prove?
- Whom does the author want to convince?
- What special knowledge does the author assume?
- What special language does the author use?
- Does the author really know what he/she is talking about?
- And how would you know the answers to these questions?

## ENGLISH

- Stories - Read quickly and with total immersion, ideally in one sitting.
- Plays - Read once, understanding that a play is not a complete work until performed. Read a second time as though you are the director - select a cast, imagine the set and scenes.
- Poetry - read once through without stopping, read a second time out loud.




## FOREIGN LANGUAGES

- Read carefully once. Never try to skim through a foreign language text.
- Go back and read again to analyze.
- Highlight key words and phrases.
- Practice using flash cards.

## HISTORY

- If possible, read more than one account of the history of an event or period if you want to understand it.
- Read history not only to learn what really happened during a period of time, but also to learn why people act the way they do in all times and places, especially now.
- Ask questions and try to find their answers while reading.



## SCIENCE & MATH



- Learn and memorize symbols and relationships between symbols.
- State as clearly as you can the problem that the author has tried to solve.
- Search through the text for evidence and methods used by the author to solve the problem
- As you read, create an outline that includes the author's thesis and supporting evidence.

## SOCIAL SCIENCE

- Create an outline while reading.
- Include key terms and their definitions in the outline.
- State, as clearly as you can, the problem the author has presented and is trying to solve.
- Include the author's conclusions in the outline, along with reasons you agree or disagree with him/her.
- Scholars are trained to summarize in both the first and last paragraphs; read both carefully.



## TIPS FOR ALL SUBJECTS

- Create a list of questions and look for the answers while you're reading. If you can't find the answers, ask your instructor!
- Paraphrase what you've read.
- Try to teach what you've just read to someone else.
- Give yourself a goal and a timeframe. Take breaks!
- Spread out intense reading sessions to give your brain time to rest.